



ASTA Door Corporation

The 400 Series Heavy Duty Rolling Steel Service Door

4255 McEver Industrial Drive
Acworth, Georgia 30101
Phone: 770-974-2600
Fax: 770-974-1455
Toll Free: 800-423-0659
website: www.astadoor.com
e-mail: info@astadoor.com

Specifications:

Models 424 - 24 Gauge Slat 422 - 22 Gauge Slat
420 - 20 Gauge Slat 418 - 18 Gauge Slat
Flat or Curved Profile (specify when ordering)


Standard Features:

- Slats** [1] ... 24, 22, 20, or 18 gauge galvanized steel cold roll for med in continuous lengths. Galvanized according to A.S.T.M. A653-G80 and finished with baked epoxy primer and/or baked polyester topcoat.
- Endlocks** [2] ... Each end of alternate slats to be fitted with endlocks to provide a wearing surface in the guides and to maintain slat alignment. Fastened with 1/4" rivets. Windlocks provided on larger sizes.
- Bottom Bar** [3] ... Curtain to be reinforced with a bottom bar consisting of two 2" x 1 1/2" x 11 gauge galvanized or 2" x 2" x 1/8" structural steel angles (depending on model and size) with pvc bulb astragal.
- Hand Chain Lock** [4] ... Lockable bracket mounted on guide angle or wall suitable for padlocking (padlock by others).
- Drum Assembly** [5] ... Barrel to be a steel pipe of diameter and wall thickness to restrict maximum deflection to .03" per foot width. Springs to be oil tempered grease packed helical torsion type designed to cycle 25,000 times with an overload factor of 25%. Springs are to be mounted on a cold rolled steel inner shaft. End bearing to be self-lubricating ball bearings.
- Bracket Assembly** [6] ... Bracket plates to be 1/4" minimum thickness steel plate and enclose ends of barrel assembly. Drive and bracket plate to be filled with a self-aligning sealed ball bearing.
- Operation** [7] ... Drive to consist of roller chains and sprockets. Hand chain to be galvanized machine link. Pull not to exceed 35 lbs. (156 N).
- Guide Assembly** [8] ... Wall angles to be 3/16" minimum thickness structural steel. Guide angles to be 3/16" minimum thickness structural steel with removable headstops. Guide depth to provide slat penetration adequate to satisfy specified windloading.
- Hoods** [9] ... Hoods to be 24 gauge galvanized steel with baked epoxy primer and/or baked polyester topcoat and designed to enclose door coil. Reinforcing to be 1/4" thick steel brackets for door over 16'0" wide.




Options:

- **Electric Operation** - Easy fast motorized operation at a push of a button (motor mounting plates available on request).
- **Slide Bolt Locks** - Dual 1/4" steel slide bolt locks attached to bottom suitable for padlocks (padlocks by other) (standard for manual push-up operation).
- **Vision Panels** - 5" x 3/4" cut out spaced approximately 3" apart and covered with clear Lexan (Flat Slat Only).
- **Hood Baffle** - 8" wide pvc rubber riveted to the inside of the hood.
- **Guide Weatherseal** - One piece vinyl weather seal attached to door guide on the non-coil side (brush seal with retainer available upon request).
- **Insulation (Steel Backed)** - Refer to 600 series.
- **Windload** - Available design to +/- 45 PSF for 16'0" wide (test size). Windload varies by model; for windload availability on larger sizes contact customer service.
- **Powder Coating** - Consult factory for available colors.




Dura-Finish Paint Process

The ASTA process is designed to give a longer life, with less maintenance and much better protection against the elements such as weather and dust. Our method produces one of the best systems in our industry for a longer lasting and more maintenance free finish. Our system produces one of the thickest top coat finishes in our industry.



Clearance Requirements



Dimension Options:		
Headplate Side	X	V
14"	19"	15"
16"	21"	17"
22"	28"	23"
24"	30"	25"
25"	33"	29"

Sideroom:
Drive Side: 9"
Non Drive: 6"

* ASTA Door Corporation reserves the right to change engineering specifications without prior notice.
* Illustrations shown are for general reference and should be verified for construction purposes.