

# ASTA CS500 Counter Shutter

## Specifications:

### Standard Features:

**Slats:** Profile 1-1/2" high by 1/2" deep. Finished options available in .050" Clear anodized, extruded interlocking roll formed aluminum slats; 22 gauge galvanized steel slats, galvanized according to ASTM A-653, G-90 and finished with baked epoxy primer and polyester finish coat; 22 gauge #4 polished stainless steel.

**Endlocks:** Each end of alternate slats to be fitted with nylon endlocks.

**Bottom Bar:** Extruded aluminum for aluminum and steel curtains. Stainless steel angle for stainless steel curtains. Bottom bar astragal seal provided.

**Guide Assembly:** Extruded clear anodized aluminum, two piece box shaped guides for aluminum & steel curtains. #4 Stainless steel box shaped guides for stainless steel curtains. All guides with bellmouths and curtain stops.

**Barrel Assembly:** Barrel to be a steel pipe of diameter and wall thickness to restrict maximum deflection to .03" per foot of door width. Provided with threaded rings or lugs welded to barrel for curtain attachment.

**Springs:** Oil tempered, grease packed helical torsion springs. Springs are mounted on a steel torsion shaft with a self aligning ball bearing assembly.

**Head Plates:** Brackets are fabricated from 1/4" minimum thickness steel plates. Drive end bracket plate provided with a precision ball bearing assembly.

**Locking:** Manual push up shutters with aluminum or steel curtains will have thumb turn locks. Manual push up shutters with stainless steel curtains will have stainless steel slide bolt locks.

**Operation:** Manual push up on all standard sizes.

**Hood:** Rectangular shape formed of aluminum for aluminum shutters, 24 gauge galvanized steel with baked epoxy primer and polyester finish coat for steel shutters and stainless steel for stainless shutters.

**Finishes:** Extruded aluminum curtain, guides and bottom bar to be clear anodized aluminum. Steel curtain slats and hood hot-dipped galvanized, per ASTM A-653, G-90, with baked epoxy primer and polyester finish coat in gray and white. Painted curtains furnished with clear anodized aluminum box guides and bottom bar. Stainless shutters furnished with #4 polished curtain, guides and bottom bar.

### Options:

**Gauges:** Aluminum curtain only available in .050" extrusion; steel and stainless steel curtains only available in 22 gauge.


**Operation:** Awning crank, in-tube motor operation and outside motor operation are available.

**Locking:** Keyed thumb turn locks and cylinder locks are available.

**Finish:** Powder coat paint is available.

**Models:** CS522 painted steel, CS544 aluminum & CS566 stainless steel are available.

## HEADER CLEARANCES AND DIMENSIONS



Face of Wall Mount Aluminum & Steel



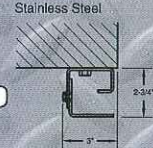
	D	T
Manual	2-1/2"	2-1/2"
Awning Crank	4-1/2"	2-1/2"
Motor	2-1/2"	2-1/2"

Between Jamb Mount Aluminum & Steel



	D	T
Manual	2-1/4"	2-1/4"
Awning Crank	4-1/4"	2-1/4"
Motor	4-1/4"	2-1/4"

Face of Wall Mount Stainless Steel




	D	T
Manual	3-1/2"	3-1/2"
Awning Crank	5-1/2"	3-1/2"
Motor	5-1/2"	3-1/2"

Between Jamb Mount Stainless Steel



	D	T
Manual	4-1/2"	4-1/2"
Awning Crank	6-1/2"	4-1/2"
Motor	6-1/2"	4-1/2"

### AREA CHART\* CS 500 Series Counter Shutters



zone	H	B
1	10"	10-1/2"
2	11"	11-1/2"

Consult factory if headroom is critical or for sizes not listed.