


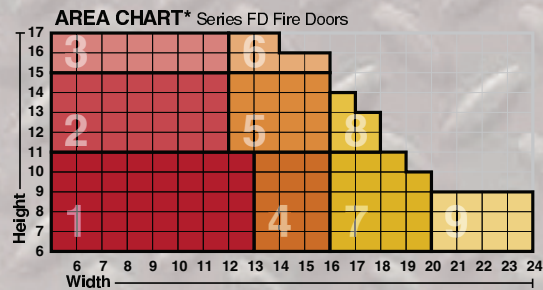
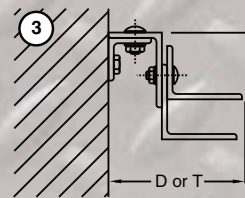
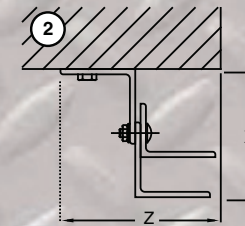
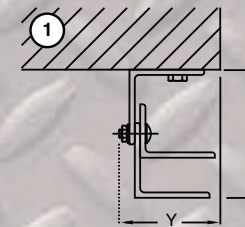
HEADER CLEARANCES AND DIMENSIONS



For manual push-up operation or motor operation consult factory for dimensions.

DETAILS CLEARANCES & DIMENSIONS

1. Steel
2. Wood or Masonry
3. Wood, Masonry or steel



3 and 4 HOUR FIRE DOORS

zone	H	B	T	D	X	Y	Z
1	15"	28"	6-1/2"	7-1/2"	3-7/8"	4-3/8"	6-1/2"
2	17"	30"	6-1/2"	7-1/2"	3-7/8"	4-3/8"	6-1/2"
3	19"	32"	6-1/2"	7-1/2"	5"	4-3/8"	6-1/2"
4	15"	28"	7"	8"	4-1/4"	4-3/4"	7"
5	17"	30"	7"	8"	4-1/4"	4-3/4"	7"
6	19"	32"	7"	8"	5"	4-3/4"	7"
7	15"	28"	7-1/2"	8-1/2"	5"	5-1/4"	7-1/2"
8	17"	30"	7-1/2"	8-1/2"	5"	5-1/4"	7-1/2"
9	19"	32"	7-1/2"	8-1/2"	5"	5-1/4"	7-1/2"

Consult factory if headroom is critical or for sizes not listed.