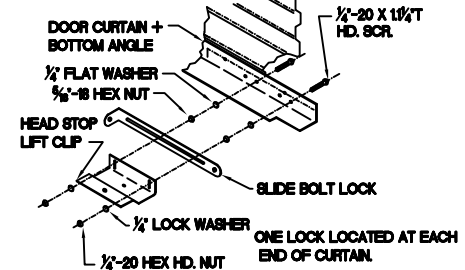


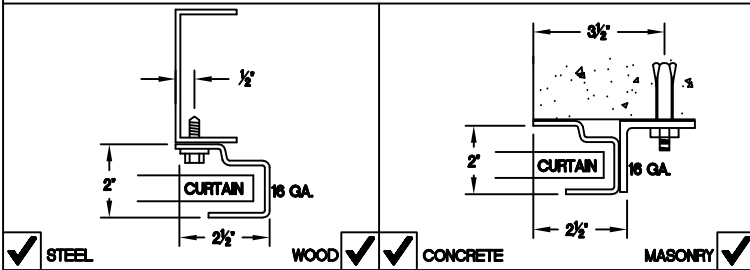
ELEVATION

SECTION-A-A


SLIDE BOLT LOCK DETAIL



GUIDE DETAILS



STANDARD CURTAIN



GENERAL NOTES:

- CURTAIN:**  
 26 GAUGE GALVANIZED STEEL WITH BAKED ON EPOXY PRIMER AND POLYESTER TOP COAT
- GUIDES:**  
 ROLL FORMED 16 GAUGE GALVANIZED STEEL
- OPERATION:**  
 RIGHT HAND SHOWN, LEFT HAND OPPOSITE
- OTHER SURFACES:**  
 GALVANIZED OR SHOP COAT PRIMER

SIDE ROOM REQUIREMENTS

<input checked="" type="checkbox"/>	CHOOSE TYPE OF OPERATION BELOW	A-1	A-2
<input checked="" type="checkbox"/>	HAND-ROPE PULL	6"	6"
<input checked="" type="checkbox"/>	REDUCTION GEAR CHAIN HOIST	10"	6"
<input checked="" type="checkbox"/>	ELECTRIC MOTOR OPERATOR KIT	10"	6"

SEE 'ELEVATION'

MRK.	QTY.	OPENING SIZE		OPERATION	R.H.	CLEARANCES		OPTION
		WIDTH 'W'	HEIGHT 'H'			L.H.	'X'	

PROJECT:  
 ARCHITECT:  
 CONTRACTOR:  
 DISTRIBUTOR:

DATE: SHEET: OF: BY: REF:#  
**MODEL 201 COMMERCIAL SHEET DOOR**

Asta Door Corporation is not responsible for the use of improper installation procedures, structural supports as well as field inspection prior to manufacturing and installation.

APPROVAL SIGNATURE: \_\_\_\_\_ DATE: \_\_\_\_\_