
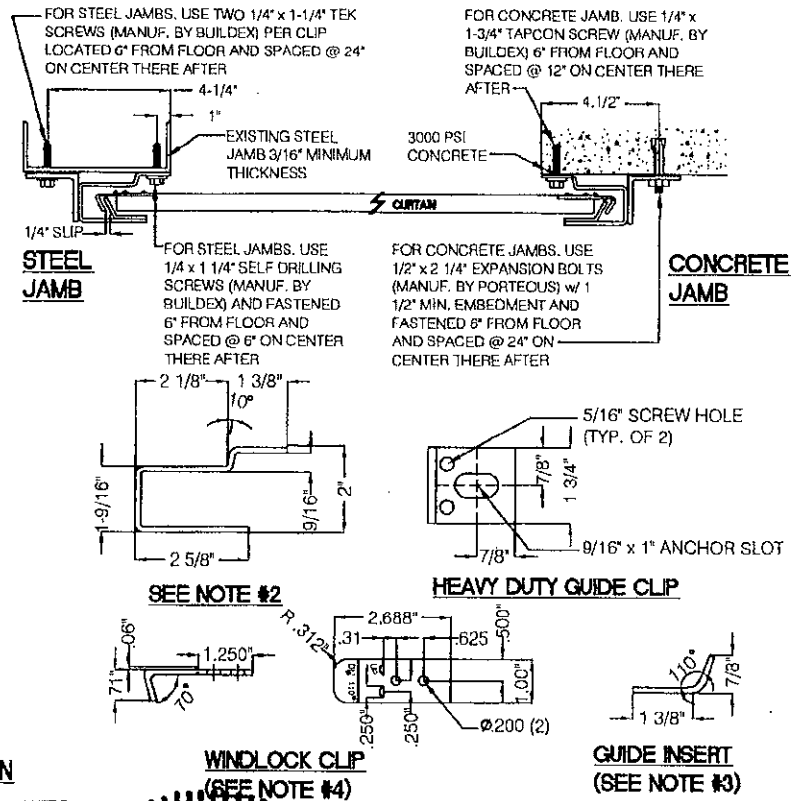


SLIDE BOLT LOCK ONE @ EACH JAMB
INTERIOR ELEVATION



SIDE ELEVATION



FOR STEEL JAMBS, USE TWO 1/4" x 1-1/4" TEK SCREWS (MANUF. BY BUILDEX) PER CLIP LOCATED 6" FROM FLOOR AND SPACED @ 24" ON CENTER THERE AFTER

FOR CONCRETE JAMB, USE 1/4" x 1-3/4" TAPCON SCREW (MANUF. BY BUILDEX) 6" FROM FLOOR AND SPACED @ 12" ON CENTER THERE AFTER

FOR STEEL JAMBS, USE 1/4" x 1 1/4" SELF DRILLING SCREWS (MANUF. BY BUILDEX) AND FASTENED 6" FROM FLOOR AND SPACED @ 6" ON CENTER THERE AFTER

FOR CONCRETE JAMBS, USE 1/2" x 2 1/4" EXPANSION BOLTS (MANUF. BY PORTEOUS) w/ 1 1/2" MIN. EMBEDMENT AND FASTENED 6" FROM FLOOR AND SPACED @ 24" ON CENTER THERE AFTER

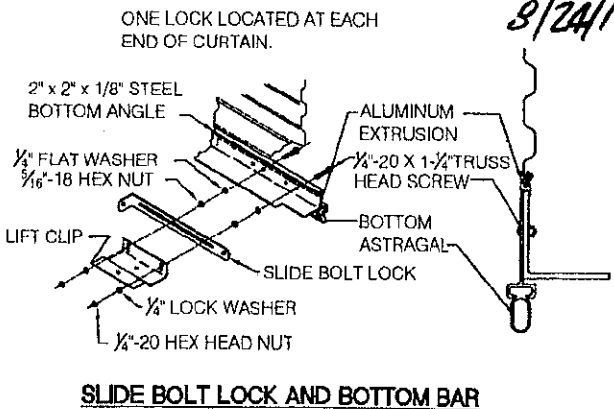
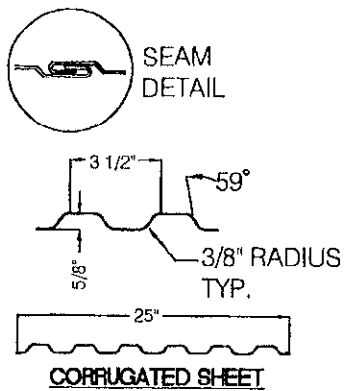
STEEL JAMB

CONCRETE JAMB

WINDLOCK CLIP
(SEE NOTE #4)

HEAVY DUTY GUIDE CLIP

GUIDE INSERT
(SEE NOTE #3)



AST
ASTA Door Corporation
4255 McEver Industrial Dr.
Acworth, GA 30101
PH: (770) 924-2600/Fax: (770) 974-1455
www.astadoor.com

Joseph H. Dixon, Jr.
8/24/12
JOSEPH H. DIXON, JR.
LICENSE
No. 7768
STATE OF
FLORIDA
PROFESSIONAL ENGINEER

MODEL 203IM IMPACT RATED WINDLOCK COMMERCIAL SHEET DOOR

TEST REPORT # ESP010520P
TEST DATES: 7/12/12 - 7/14/12

SCALE: VARIES (DO NOT SCALE DRAWINGS)

TOLERANCES
FRACTION = +/- 1/32
X = +/- .032
XX = +/- .015
XXX = +/- .005 <= .5

DRAWN BY: BCLLC ISSUE: 08-23-12

TEST SIZE	DESIGN PRESSURE	TEST PRESSURE
14'-0" W x 10' H	+/- 40.0	+/- 80
MODELS 203IM 204IM	TEST LOCATION ELEMENT-ORLANDO 124 PREMIER ROAD ORLANDO, FL 32822	
DRAWING # 507-2-203IM		SHEET 1 OF 2

GENERAL NOTES:

1. STEEL FOR CORRUGATED SHEET ASTM-A653 WITH MINIMUM YIELD STRENGTH OF 80 KSI AND TENSILE STRENGTH OF 82 KSI. (GRADE 80)
2. GUIDES ROLL FORMED (12) GAUGE GALVANIZED STEEL.
3. GUIDE INSERT FORMED (12) GAUGE GALVANIZED STEEL.
4. 10 GAUGE GALVANIZED STEEL WINDLOCK CLIP FASTENED WITH TWO 3/16" x .440" POP RIVETS ON SIX CORRUGATIONS PER SIDE OF EACH SHEET.
5. THIS DOOR HAS BEEN DESIGNED AND TESTED IN ACCORDANCE WITH THE FLORIDA BUILDING CODE AND THE INTERNATIONAL BUILDING CODE. THE DESIGN WIND PRESSURES REQUIRED FOR ANY DOOR SHALL BE DETERMINED USING THE APPROPRIATE SECTION OF THE CODE HAVING JURISDICTION WHERE THE BUILDING IS LOCATED.
6. THIS DOOR HAS BEEN SUCCESSFULLY TESTED TO:
 - THE UNIFORM STATIC AIR PRESSURE TEST PER ASTM E-330 AND ANSI/DASMA 108 TO A DESIGN LOAD OF +/- 40.0PSF
 - THE LARGE MISSILE IMPACT TEST PER TAS 201 AND ANSI/DASMA 115 WITH THE IMPACT DIRECTION TOWARD THE EXTERIOR FACE OF THE SLATS.
 - THE CYCLIC WIND PRESSURE TEST PER TAS 203 AND ANSI/DASMA 115.
 - REFERENCE ELEMENT-ORLANDO, TEST REPORT #ESP010520P, TESTING DATES: 7/12/12 - 7/14/12.
7. BOTTOM BAR ASSEMBLY FASTENED 5 3/4" FROM EACH END AND 12" O.C. FROM CENTER USING 1/4" x 1" CARRIAGE BOLTS.
8. MODEL 204IM REFERS TO THE MODEL 203IM WITH 3/8" DOUBLE FOIL INSULATION ADHERED TO THE COIL SIDE OF THE CURTAIN USING FAST-TACK GLUE AND MYLAR TAPE.

JOSEPH H. DIXON, JR.
LICENSE
No. 7768
STATE OF
FLORIDA
PROFESSIONAL ENGINEER
SEAL

J. Dixon
8/24/12

4255 McEver Industrial Dr.
Acworth, GA 30101
PH:(770) 924-2600/Fax:(770) 974-1455
ASTA Door Corporation www.aslador.com

**MODEL 203IM IMPACT RATED WINDLOCK
COMMERCIAL SHEET DOOR**

TEST REPORT #ESP010520P
TEST DATES: 7/12/12 - 7/14/12

SCALE : VARIES (DO NOT SCALE DRAWINGS)	TEST SIZE 14'-0"W x 10'H	DESIGN PRESSURE +/- 40.0	TEST PRESSURE +/- 80
TOLERANCES FRACTION = +/- 1/32 X = +/- .032 .XX = +/- .015 .XXX = +/- .005 < +/- .5	MODELS 203IM 204IM	TEST LOCATION ELEMENT-ORLANDO 124 PREMIER ROAD ORLANDO, FL 32822	
DRAWN BY: BCLLC ISSUE: 08-23-12	DRAWING #507-2-203IM	SHEET 2 OF 2	