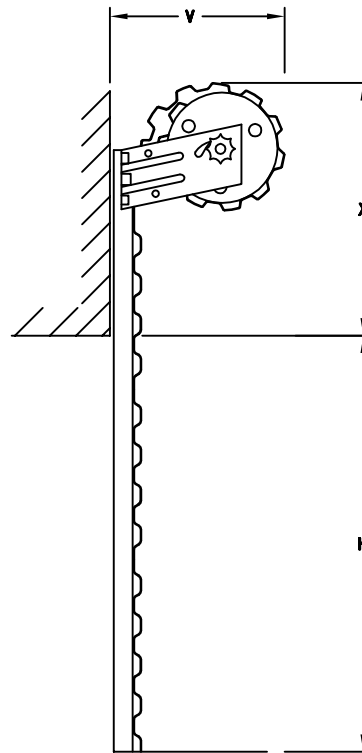
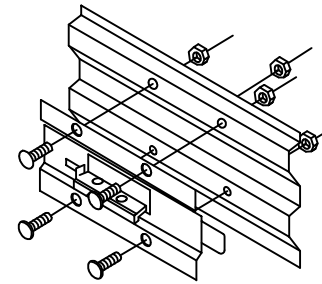


ELEVATION

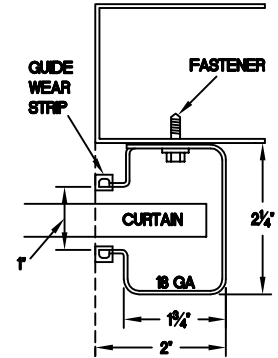


SECTION-A-A

MODEL 281 MINI LOCK ASSEMBLY



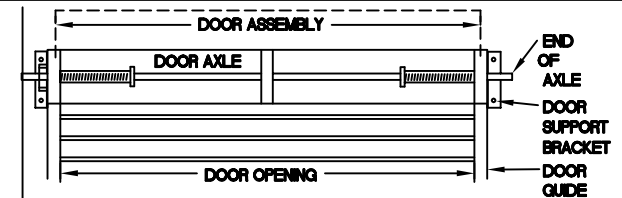
GUIDE DETAIL



STEEL/
WOOD

CONCRETE/
MASONRY

ELEVATION DETAIL



CLEARANCE REQUIREMENTS

OPENING HEIGHT	HEADROOM		SIDEROOM (PER SIDE)	
	(X)	(V)	BACK OF GUIDE	
UP TO 8'	16"	17"	OUTSIDE OF BRACKET	2'
UP TO 10'	17"	18"	END OF AXLE	3 1/4'
				5'

GENERAL NOTES:

CURTAIN:

- 26 GAUGE GALVANIZED STEEL WITH BAKED ON EPOXY PRIMER AND POLYESTER TOP COAT

GUIDES:

- ROLL FORMED 18 GAUGE GALVANIZED STEEL

OPERATION:

- RIGHT HAND SHOWN, LEFT HAND OPPOSITE

OTHER SURFACES:

- GALVANIZED

OPERATION	A1	A2
MANUAL PUSH-UP	3 1/4"	3 1/4"

MRK.	QTY.	OPENING SIZE		OPERATION	R.H. L.H.	OPTION	PROJECT:				
		WIDTH 'W'	HEIGHT 'H'				ARCHITECT:	CONTRACTOR:	DISTRIBUTOR:	DATE:	SHEET:
							ASTA Door Corporation				4255 McEver Industrial Dr. Acworth, GA 30101 PH:(770) 974-2600 Fax:(770) 974-1455 www.astadoor.com
							MODEL 281-MINI/SELF STORAGE DOOR (D-PANEL)				

Asta Door Corporation is not responsible for the use of improper installation procedures, structural supports as well as field inspection prior to manufacturing and installation.

APPROVAL SIGNATURE: _____ DATE: _____