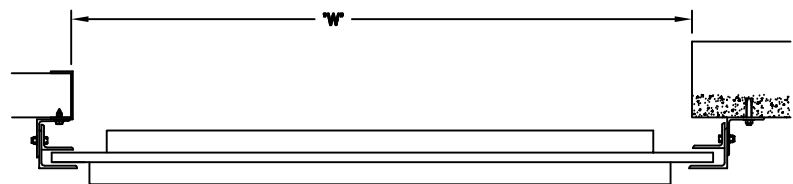
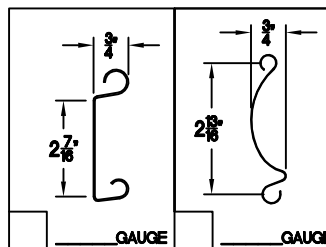


ELEVATION

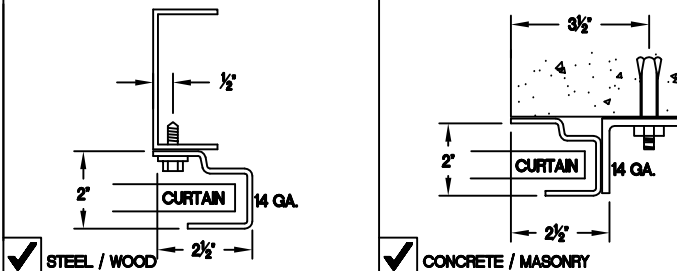
SECTION-A-A



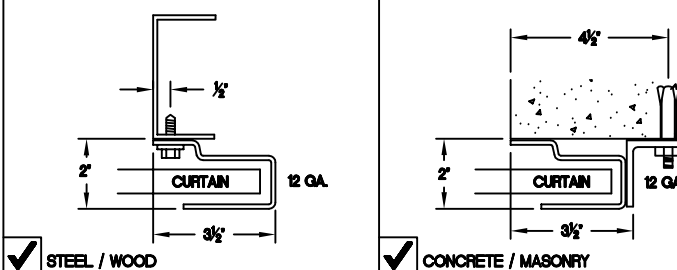
PLAN VIEW



GUIDE DETAIL (NON-WINDLOCK)



GUIDE DETAIL (NON-WINDLOCK)



SIDEROOM REQUIREMENTS
(CHOOSE TYPE OF OPERATION)

HEADROOM REQUIREMENTS
(SEE ELEVATION)

	ROPE PULL	CHAIN HOIST	MOTOR OPERATION	HEIGHT	'X'	'V'
•A-1	6'	10'	9'	UP TO 8'-0"	20"	20"
•A-2	6'	6'	6'	UP TO 10'-0"	21"	21"
				OVER 10'-0"	23"	23"

- NOTE: ALL DOORS GREATER THAN OR EQUAL TO 14' WIDE A-1 AND A-2 = 7' MINIMUM
- NOTE: UPGRADE TO STRUCTURAL STEEL GUIDES A-1 AND A-2 = 7' MINIMUM
- NOTE: ALL DIMENSIONS ON CHART BASED ON INSIDE FACING OUT

GENERAL NOTES

SLATS/HOOD: SELECT FINISH OPTION BELOW:


- GALVANIZED ONLY
- GRAY POLYESTER TOP COAT
- WHITE POLYESTER TOP COAT

OTHER SURFACES:

- SHOP COAT BLACK PRIMER

OPERATION:

- RIGHT HAND SHOWN, LEFT HAND OPPOSITE

MFK.	QTY.	OPENING SIZE		OPERATION	R.H. L.H.	OPTION	PROJECT:					
		WIDTH 'W'	HEIGHT 'H'				ARCHITECT:	CONTRACTOR:	DISTRIBUTOR:	DATE:	SHEET:	OF:
											4255 McEver Industrial Dr. Acworth, GA 30101 PH:(770) 974-2800 Fax:(770) 974-1455 www.astadoor.com	
							ASTA Door Corporation					
							300 Series, Commercial Slat Door, Chain Hoist, Roll Formed Guides					

Asta Door Corporation is not responsible for the use of improper installation procedures, structural supports as well as field inspection prior to manufacturing and installation.

APPROVAL SIGNATURE: _____ DATE: _____